



COOLPIX S2



genius...stands out in the rain

a slim body. genius IQ. and it's not afraid to get a little wet.

2.5"
Incredible, Bright
LCD Screen

5.1
Effective
Megapixels

3X
Zoom-Nikkor
ED Glass Lens

16
Scene
Modes

slim, stunning, splash proof!*



5.1 Effective Megapixel Digital Camera

*The body of the Coolpix S2 offers "splash proof" water resistance equivalent to IEC 60529 IPX4. It is not waterproof and should never be immersed in water.


COOLPIX S2
DIGITAL CAMERA

COOLPIX S2

Nikon's advanced technology makes taking great pictures easy

In Camera features




Nikon In-Camera Red-Eye Fix This in-camera feature automatically fixes most typical occurrences of red-eye. You may never see red-eye again.



Nikon D-Lighting In playback mode, D-Lighting will compensate for underexposed areas or insufficient flash without affecting properly exposed areas.



Date and Time Imprinting
Documenting the exact date and or time a photo is taken is as easy as a push of a button.



In-Camera Cropping This feature allows you to crop out the part of the image you don't want and keep the part you like.



Voice Memo Function Records up to 20 seconds of sound that can then be attached to an image.



Best Shot Selector Camera takes a series of photos and automatically selects the one with sharpest focus.



Saturation Mode
Control color saturation.



Noise Reduction Mode Minimize digital artifacts in long exposures.



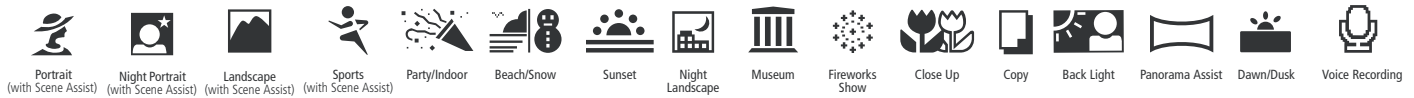
White Balance Bracketing
Ensure proper color balance.



Blur Warning
Warns when image is blurry.

Useful automatic features do all the thinking for you

Versatile 16 Scene Modes




The COOLPIX S2 features 16 specially programmed modes to automatically handle focus, exposure, white balance and other adjustments that help you take great pictures at the press of a button. A great new function to be used in the Portrait Mode is Face Priority AF which automatically finds the subject's face and focuses on it. 4 of the 16 scene modes come with Scene Assist which offer a selection of easy framing assist options to help you compose your pictures with the assistance of framing guides displayed in the monitor. Here is how it works:




1. Select SCENE on Mode Selector switch



2. Scroll up or down to choose a composition type and set



3. Position subject in framing guide and shoot



Face Priority AF All New Face Priority AF (in Portrait Scene) mode will automatically find the subject's face and focus on that. This ensures a great portrait every time.



Beach/Snow When shooting a scene with snow or water in the background, the image is free of grayish tones that are caused by typical underexposure.



Landscape Emphasizing depth-of-field, this mode captures distant scenes sharply and clearly, for postcard like landscape pictures.



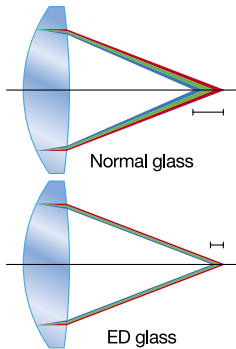
Close Up Shoot as close as 1.6" from your subject.



Panorama Assist Allows you to take several side-by-side images, all at the same exposure and white balance setting, then combine them later using the "Panorama MakerTM" photo editing software (supplied) to create spectacular wide-vista photos.

Pro-quality lenses deliver high quality pictures

3X Optical Zoom-Nikkor Lens with pro-quality ED glass optics



The **3x Zoom-Nikkor ED Glass Lens** gives you the power of a 35-105mm (35mm equiv.) lens, while Macro capability lets you get as close as 1.6 in. This combination is supported by Nikon's world-renowned optical technology, with pro-quality ED glass delivering crisp, clear images while minimizing chromatic aberration — all of which helps realize the full potential of our high resolution 5 megapixel CCD's. The COOLPIX S2 exclusive image processing technology takes true-to-life images a step closer to reality. A 256-segment Matrix Metering system enables optimal exposures in even the most challenging lighting situations.



3x Optical Zoom-Nikkor lens
plus 4x digital zoom equals 12x zoom range

Incredible, bright 2.5" LCD makes shooting and sharing images easier

Oversized LCD screen & newly designed interface with Help Function



View as a list



Or as Icons. If you have any questions hit the **help button**.

With the new **oversized 2.5" LCD screen** you won't miss much but Nikon did not stop there when designing these cameras. A **new interface** has been designed that can be viewed as icons or as a list. If you get confused just hit the Help Button. It will explain the function in the main menu.



Shoot longer and more often; then download pictures easily

Long Battery Life and Rechargeable Coolstation



The **COOLPIX S2** comes complete with the **COOL-STATION MV-12**. Delivering true plug-and-play convenience, the COOL-STATION MV-12 is more than just a charging cradle. Placing the COOLPIX S2 in the COOL-STATION MV-12 enables the battery to be charged without removing it from the camera body. The COOL-STATION MV-12 also connects the COOLPIX S2 to a TV and to a computer via USB.



The new Nikon Coolpix S2 has been designed so you can shoot longer and more often by increasing battery life and adding more internal memory. **12 MB of internal memory** lets you shoot even more without an SD card (sold separately). Nikon has made these cameras more efficient than ever, giving you **longer battery life**. On one charge of the S2 included rechargeable lithium-ion battery EN-EL8 you can shoot up to 190 shots.


Shoot up to 190 photos with the same battery

Your choice of shooting modes

Shoot a Quicktime™ movie



Shoot a movie with sound
In Movie Mode you can shoot a Quicktime Movie with sound at 15 frames per second.



Standard

Vivid Color

Black and White

Sepia

Cool

5 Color Shooting Options

Creative Shooting Color Options allow you to select from standard color, vivid color, black & white, sepia and cool modes.

Go even further with your Coolpix S2

PictureProject In Touch



PictureProject In Touch software: an optional download for use with PictureProject (provided with the S2); lets you share photos and slide shows with friends and family. Works quickly and easily without need to use regular e-mail.

- **Requires recipient to install PictureProject In-Touch on their computer.**
- **View full-screen slide shows with just one mouse click**
- **Add a message to the photos you send.**
- **Automatically receive albums from trusted senders.**

Install PictureProject (provided with the S2, click the Share Button to install PictureProject In-Touch; it's a complimentary software from Nikon. Simple to use and fun to share with friends and family. PictureProject and PictureProject In-Touch are compatible with both Mac and Windows' operating systems. (see software for full requirements)

Share photos with the world

Print directly to a printer, show on TV or upload to the web



Print directly from your camera

You can send images directly to print, without the need of a PC, when using PictBridge and USB Direct Print compatible printers.

Hook directly to your TV

Show friends and family the results on a grand scale.

One Touch Upload to your computer

Just touch the TRANSFER button once to upload images to your computer using the supplied PictureProject software.

The compact digital camera that thought of everything.



less than 1" thick



Sliding Cover (turns camera on/off)

Built-in flash

3x Optical Zoom-Nikkor Lens

Actual size
3.6"W x 2.3"H x 0.9"D (only 4.9 oz!)



In-Camera Help

Zoom Button

Incredible, Bright 2.5" LCD Monitor for high visibility in daylight

Mode Selector (slide switch)

Key Features and Benefits

5.1 Effective Megapixels, for stunning prints up to 16 x 20 inches

High Quality 3x Optical Zoom-Nikkor ED Glass Lens 35-105mm (35mm equivalent) for incredibly sharp, clear images plus a 4x digital zoom for a total zoom of 12x

NEW! Incredible Bright 2.5 inch LCD for easy viewing and playback of pictures

Ultra-Slim (less than 1" thick) design makes the camera small enough to carry in any pocket.

Ultra-light weight of approximately 140g (4.9 oz.) (without battery and SD card)

Durable Aluminum-alloy body The S2's durable splash proof aluminum-alloy metal body gives you the freedom to keep shooting even when the weather takes a turn for the worse.

Exclusive! Nikon In-Camera Red-Eye Fix™ automatically fixes most instances of red-eye in the camera. You may never see red eyes again!

Nikon's D-Lighting automatically brightens the dark areas in the picture when in playback mode.

16 Scene Modes (Portrait, Panorama Assist, Landscape), 4 with Scene Assist to guide you in taking better pictures, automatically.

Long Battery Life to shoot up to 190 images on single charge of the included lithium-ion (Nikon EN-EL8) rechargeable battery.

COOLSTATION MV-12 cradle included. Put the S2 in the supplied cradle to automatically charge the battery and connect via USB to your computer.

New! Adjustable Graphic User Interface allows you to change the interface to view either the icon view or the traditional menu item view.

New! In-Camera Help button instantly displays an explanation for all the functions within all menus.

Take great close-up pictures with the ability to focus as close as 1.6 inches from your subject.

Movie Mode with sound at 15 frames per second at a length that is only limited by the available space on the internal memory or your SD memory card

12MB of Internal Memory allows to begin taking pictures immediately

Print directly to a printer by connecting the Coolpix S2 directly to a PictBridge-compatible printer

Everything you need to get started:

Wrist Strap, USB cable, Audio Video Cable, EN-EL8 Li-ion rechargeable battery, COOL-STATION MV-12, PictureProject CD-ROM



COOLPIX S2

D I G I T A L C A M E R A

Digital Camera Specifications

TYPE OF CAMERA	Digital camera S2	INTERFACE	USB, Audio Video output (NTSC/PAL)
EFFECTIVE PIXELS	5.1 million	BATTERY LIFE (APPROX)*	Approx. 190 images with EN-EL8 Rechargeable Battery (based on CIPA standard†)
CCD	1/2.5-inch type (5.36 million total pixels)		<i>*Industry standard for measuring life of camera batteries. Measured at 25°C (77°F); zoom adjusted with each shot, built-in flash fired with every other shot, image mode set to Normal.</i>
IMAGE MODES	High (2592*), Normal (2592), Normal (2048), PC (1024), TV (640)	DIMENSIONS (WXHXD)	Approx. 91.9 x 59 x 22 mm (3.6 x 2.3 x 0.9 in.)
LENS	3x Zoom-Nikkor ED; 5.8-17.4mm (35mm [135] format equivalent to 35-105mm); f/3.0-5.4; 12 elements in 10 groups; Digital zoom: up to 4x	WEIGHT	Approx. 140g (4.9 oz.) (without battery and memory card)
FOCUS RANGE	30cm (12in.) to infinity (∞) 4cm (1.6 in.) to infinity (∞) in Macro Mode	SUPPLIED ACCESSORIES*	COOL-STATION MV12, Strap, USB cable UC-E10, Audio Video cable, AC adapter EH-63, Rechargeable Li-ion Battery EN-EL8, PictureProject CD-ROM † Supplied accessories may differ by country or area.
LCD MONITOR	2.5-inch type, 110,000-dot Amorphous silicon TFT LCD monitor with brightness adjustment	OPTIONAL ACCESSORIES	Battery Charger MH-62, Neoprene case
STORAGE MEDIA	Internal memory: approx. 12MB, SD memory card	NOTE	THE BODY OF THE COOLPIX S2 OFFERS "SPASH PROOF" WATER RESISTANCE EQUIVALENT TO IEC 60529 IPX4. IT IS NOT WATERPROOF AND SHOULD NEVER BE IMMERSSED IN WATER
SHOOTING MODES	Auto, Scene Assist (Portrait, Landscape, Sports, Night Portrait), Scene (Party/Indoor, Beach/Snow, Sunset, Dusk/Dawn, Night Landscape, Close Up, Museum, Fireworks Show, Copy, Back Light, Panorama Assist, Voice recording), BSS (Best Shot Selector), Blur Warning, Date Imprint, Self-Timer (10 sec.)	PICTUREPROJECT SYSTEM REQUIREMENTS	
MOVIES	With sound: TV movie (640) at 15fps, Small size (320) at 15fps, Smaller size (160) at 15fps; Without sound: Time-lapse movie at 15fps	OS	MACINTOSH Mac® OS X (10.1.5 or later) / WINDOWS Windows® XP Home Edition/Professional, Windows® 2000 Professional, Windows® Me, Windows® 98SE pre-installed models
CAPTURE MODES	1) Single, 2) Continuous (approx. 1.8fps), 3) Multi-shot 16 (16 frames 1/16 in size)	RAM	64MB or more recommended
NUMBER OF FRAMES (W/INTERNAL MEMORY)	5M: High (2592*) approx. 5, Normal (2592) approx. 10, 3M: (2048) approx. 17	HARD DISK	60MB required for installation
BUILT-IN FLASH	Range: 0.3-2.5m/ 1'- 8'2" (W), 0.3-1.4m/ 1'- 4'7" (T); Flash modes: Auto, Auto with Red-eye Reduction (In-Camera Red-Eye Fix), Anytime Flash, Flash Cancel and Slow Sync.	DISPLAY	800 x 600 or more with 16-bit color (full color recommended)
INTERFACE	USB (via COOL-STATION MV-12)	OTHERS	CD-ROM drive required for installation. Only built-in USB ports are supported
SUPPORTED LANGUAGES	German/English/Spanish/French/Italian/Dutch/Swedish/Japanese/Simplified Chinese/Traditional Chinese/Korean/Russian selectable in menu display		Microsoft® and Windows® are either registered trademarks or trademarks of Microsoft Corporation in the United States and/or other countries. Macintosh® and QuickTime® are either registered trademarks or trademarks of Apple Computer Inc. in the United States and/or other countries. The FotoNation logo is a trademark. The SD logo is a trademark. PictBridge is a trademark. D-Lighting technology is provided by Apical Limited. Face-priority AF technology is provided by Identix®. Products and brand names are trademarks or registered trademarks of their respective companies. Specifications and equipment are subject to change without any notice or obligation on the part of the manufacturer. April 2005 ©2005 NIKON CORPORATION



Nikon Inc.
1300 Walt Whitman Road, Melville, NY 11747 www.nikondigital.com / 1-800-Nikon-UX

CDP-S2-01



At the heart of the image™