



# COOLPIX 5200

D I G I T A L C A M E R A

[explore your worldography™]



**5.1**  
Effective  
Megapixels

**3x**  
Zoom-Nikkor  
Lens

**1.6"**  
Macro  
Mode

**15**  
Scene  
Modes



# COOLPIX 5200

D I G I T A L C A M E R A

## Key Features and Benefits

- **5.1 Effective Megapixels** for photo-quality prints up to 16 x 20
- **3x Optical Zoom-Nikkor Lens** with pro quality **ED glass** (38-114mm) for incredibly sharp, clear images
- **15 Scene Modes** including Panorama mode automatically adjust controls for great pictures instantly
- **Scene Assist** guides you to take better pictures in Portrait, Landscape, Sports and Night Landscape modes
- **Movie Mode** allows the capture of live action with sound
- **Internal Memory** stores approximately 8 high-quality images. Use optional SD memory cards to take even more pictures
- **EXCLUSIVE Nikon In Camera Red-Eye Fix™** automatically corrects red-eye in most typical situations
- **Sleek, Stylish Metal Body** that easily slips into a shirt pocket
- **Macro Mode** as close as 1.6"

### Everything you need to get started:

- Wrist Strap
- USB Cable
- Video Cable
- EN-EL5 Rechargeable Lithium-ion Battery
- Quick Charger
- Nikon Browsing Software (Coolpix) CD-ROM



Shutter release button

Actual size  
3.5"W x 2.44"H 1.4"D (only 5.5 oz.)



Built-in Flash



**Macro Lens**  
as close as 1.6 inches



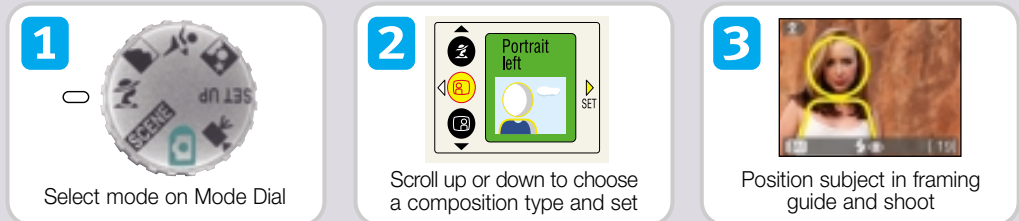
**3x Optical Zoom-Nikkor lens**  
for sharp clear images plus 4x digital zoom



## 15 Versatile Scene Modes (4 with Scene Assist):



The COOLPIX 5200 features 15 specially programmed modes to automatically handle focus, exposure, white balance and other adjustments that help you take great pictures at the press of a button. 4 of the 15 scene modes come with **Scene Assist** which offer a selection of easy framing assist options, to help you compose your pictures with the assistance of framing guides displayed in the monitor. Here is how it works:



Advanced  
**TFT-LCD Monitor**  
for high visibility  
in daylight

**Multi Selector**  
featuring [OK] (enter)  
button

**12MB of internal memory**  
makes it possible to take pictures even without an  
SD memory card. The Coolpix 5200 also makes it easy  
to copy recorded shots between media as you like.  
(SD card sold separately)

### In-Camera Red-Eye Fix:

This in-camera feature automatically removes most typical occurrences of red-eye.



### Metering Options:

Pick the metering option that is right for your shot.




Matrix Metering

Center Weighted  
Metering

Spot metering

### Autofocus Options:

Focus virtually anywhere within frame with these autofocusing options.



Center Autofocus

5-Area Autofocus

99 Point Autofocus

## PictureProject Software

### Nikon is proud to introduce the next generation of imaging software, Nikon PictureProject.

Nikon PictureProject™ is a fast and powerful tool for organizing and working with your pictures easily and intuitively.

The very first time you open PictureProject, an assistant will guide you and help you manage all the images on your computer.

You can create groups and collections that have names that make sense to you such as "Venice Vacation", "Susie's Graduation" or "Tina & John's Wedding." You can even add keywords and notes so searching for images takes just a few keystrokes instead of a scavenger hunt.

PictureProject will let you transfer your pictures from your camera seamlessly. You can then edit, enhance, crop, print, e-mail, post pictures to the web or create a photo album. You can even publish them to your PDA, create slideshows with music or stitch together a number of pictures to create a stunning panorama.

With Nikon PictureProject you can spend more time taking pictures instead of managing them and then easily store, organize and share your memories.

PictureProject will work with Windows® 98SE, 2000, ME & XP as well as Mac OS® X. PictureProject will begin shipping with Nikon Digital Cameras and be available for download from [www.nikontechusa.com](http://www.nikontechusa.com) in Spring 2004.



Transfer



Print



Email



Internet



Slideshow



Burn



Auto Enhance



Auto Red-Eye



Help

## Share Your Photos

Your Coolpix 5200 gives you plenty of options to share your photos



### Print directly from your camera

You can send images directly to print, without the need of a PC, when using PictBridge and USB Direct Print compatible printers.



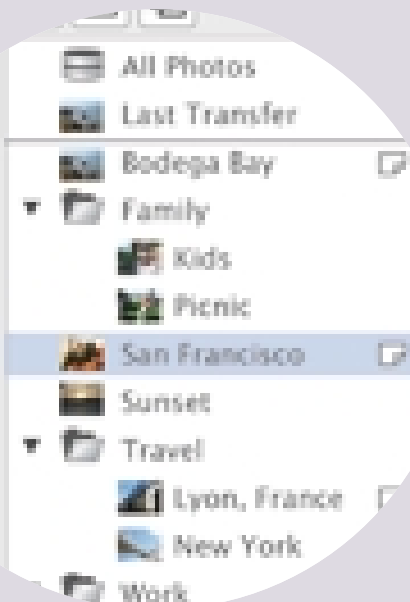
### Hook directly to your TV

show friends and family the results on a grand scale



### One Touch Upload to the Web

just touch the TRANSFER button once to upload images to the site, then enjoy exciting features such as easy album creation, e-card personalization, simple editing, and even gift shopping



# Nikon Coolpix 5200

## Digital Camera Specifications

<b>Type:</b>	Digital camera E5200
<b>Effective pixels:</b>	5.1 million
<b>CCD:</b>	1/1.8-in. type (5.26 million total pixels)
<b>Image modes:</b>	5M (2,592 X 1,944), 3M (2,048 X 1,536), 2M (1,600 X 1,200) PC Screen (1,024 X 768), TV Screen (640 X 480)
<b>Lens:</b>	3x Zoom-Nikkor; f = 7.8 - 23.4 mm (35mm format equivalent to 38-114mm); Digital zoom; up to 4x
<b>LCD monitor:</b>	1.5-in.; 110,000-dot low-temp polysilicon TFT LCD with 5-level brightness adjustment
<b>AF-assist illuminator:</b>	Automatically fires in low-light conditions
<b>Storage media:</b>	Internal memory: approx. 12MB, SD memory card (not included)
<b>Shooting modes:</b>	Auto, Scene Assistance (Portrait, Landscape, Sports, Night portrait), Scene (Party/Indoor, Beach/Snow, Sunset, Fireworks show, Night landscape, Close up, Museum, Dusk/Dawn, Copy, Back light, Panorama assist), Blur detection, Date imprint, Date counter, Digital zoom (Max 4x, 0.2x step), Self-timer (10 sec.), BSS (Best Shot Selector)
<b>Movie:</b>	TV movie (640) at 30fps, Small size (320) at 30fps, Smaller size (160) at 30fps with sound
<b>Movie length:</b>	(Internal memory): TV movie (640): approx. 26 sec., Small size (320): approx. 52 sec., Smaller size (160): approx. 211 sec.
<b>Capture modes:</b>	Single, Continuous, Multi-shot 16 (16 frames 1/16 in size)
<b>Number of frames:</b>	(w/Internal memory): 5M (Fine): approx. 4, 5M (Normal): approx. 8, 5M (Basic): approx. 16

<b>Interface:</b>	USB
<b>Battery life:</b>	Approx. 150 frames with EN-EL5 Rechargeable Battery
<b>Power requirements:</b>	One EN-EL5 Rechargeable Battery or EH-62A AC adapter
<b>Dimensions (WxHxD):</b>	Approx. 3.5 x 2 x 1.4 in. (88 x 50 x 36.5mm)
<b>Weight:</b>	Approx. 5.5 oz. (155g) (Without battery and SD memory card)
<b>Supplied accessories:</b>	Strap, USB cable, Audio Video cable, EN-EL5 Rechargeable Battery, MH-61 Battery Charger, PictureProject CD-ROM, Quick start Guide, and Instruction manual
<b>Optional accessories:</b>	EH- 62A AC adapter, Case, and SD memory card
<b>PictureProject System requirements for Macintosh</b>	<i>OS:</i> Mac® OS X (10.1.5 or later), <i>RAM:</i> 64MB or more recommended <i>Hard disk:</i> 60MB required for installation <i>Display:</i> 800 x 600 with 16-bit colors (full color recommended) <i>Others:</i> CD-ROM drive required for installation
<b>PictureProject System requirements for Windows</b>	<i>OS:</i> Windows® 98SE, Windows® ME, Windows® 2000 Professional, Windows® XP Home Edition, Windows® XP Professional pre-installed model <i>RAM:</i> 64MB or more recommended <i>Hard disk:</i> 60MB required for installation <i>Display:</i> 800 x 600 with 16-bit colors (full color recommended) <i>Others:</i> CD-ROM drive required for installation



All products indicated by trademark symbols are trademarked and/or registered by their respective companies.  
Specifications and equipment are subject to change without any notice or obligation on the part of the manufacturer. 3/04  
Cover photo © Bob Krist.

©2004 NIKON INC.

## Coolpix 5200 Optional Accessories:



Coolpix 5200  
Leather Case



AC Adapter

Additional accessories can be found at  
[www.nikoncoolpix.com](http://www.nikoncoolpix.com)  
on the Coolpix 5200 page

Nikon Inc.,  
1300 Walt Whitman Road, Melville, NY 11747  
[www.nikonusa.com](http://www.nikonusa.com) / 1-800-Nikon-UX

CDP-5200-01

If the picture matters the camera matters™

